


AIA Group Risk Super Plan

Member Outcomes Assessment
For the year ended 30 June 2023

28 February 2024





Executive Summary

Introduction

The AIA Group Risk Super Plan (AIA) provide members with access to death and disablement insurance cover inside superannuation. AIA doesn't provide accumulation style superannuation account balances or investment returns to members. Insurance premiums for this cover is not paid by members, but by their employers.

This Member Outcomes Assessment focuses on an assessment of product appropriateness against key factors that can affect superannuation, specifically consideration of AIA's insurance strategy and insurance fees. Unlike a typical superannuation fund's Member Outcomes Assessment, this report does not contain comparative analysis relating to fees and costs, investment returns or investment risk as these elements are not relevant for AIA given its structure as an insurance-only fund.

Ultimately a determination (contained on the following page) is made for AIA as to whether the products are serving the financial interests of the members. This assessment was undertaken in February 2024, and is relevant for the financial year ended 30 June 2023.

Product Determination

The Trustee has determined that it is promoting the financial interests of the beneficiaries of its product on the basis that:

- Insurance Premiums when compared against peers for Life and TPD cover across various age groups are generally lower cost than peers for white collar professionals.
- AIA has strong claims approvals across all types of cover, with only 2 out of 29 received claims declined in FY23.
- As this is an employer product only, employers determine the appropriateness of the insurance and the cost of the cover and premiums are paid by employers rather than by members.



Product Appropriateness Assessment

INSURANCE STRATEGY & FEES

The AIA Group Risk Super Plan is designed to provide insurance benefits to employees of participating Employers within a superannuation environment. AIA provides members with access to death, total and permanent disability cover. It does not provide members with access to an accumulation account. Employers also pay for premiums.

As this is an employer product only, employers determine the appropriateness of the insurance and the cost of the cover and pay for the premiums rather than members. As such, the Trustee does not look to measure the impact of insurance eroding members' retirement income for members. Based on the above we have determined that there is no inappropriate erosion of members' retirements income due to the impact of insurance premiums.

However, pages 7- 10 contain analysis of insurance premiums against industry peer median*, calculated using SuperRating's data based on 2 different risks and levels of cover across 4 age groups (35, 40, 45 & 50). The 2 risk types and levels of cover for the 2 employer plans with the largest members, include:

- Life Cover \$1m– White Collar Professional
- Life Cover \$1m + TPD Cover \$1m – White Collar Professional

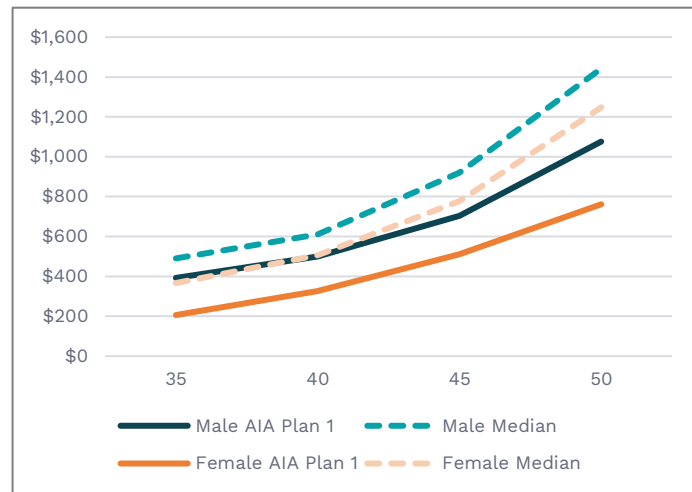
The Trustee has determined that AIA insurance premiums are competitive against peers for Life and TPD cover for the employer plans considered.

Costs Comparison \$1M Life Cover standalone – AIA Plan 1

The following table and graph compare one of AIA's larger employer plan's (AIA Plan 1) premiums for \$1m Life Cover standalone for white collar professionals, both male and female against industry peer median* using SuperRating's data, across 4 different age groups (35, 40, 45 & 50).

The AIA Plan 1 premiums are highly competitive at all age levels for both male and females for \$1M Life Cover standalone at white collar professional rates. AIA premiums are lower cost than the peer median at all age groups for both male and female members.

	Male				Female			
Age	35	40	45	50	35	40	45	50
AIA Plan 1	\$392	\$500	\$704	\$1,076	\$206	\$327	\$511	\$762
Median	\$490	\$610	\$920	\$1,442	\$366	\$506	\$777	\$1,248
High	\$1,378	\$1,378	\$1,810	\$3,467	\$1,378	\$1,378	\$1,730	\$2,730
Low	\$208	\$310	\$470	\$780	\$170	\$280	\$405	\$621

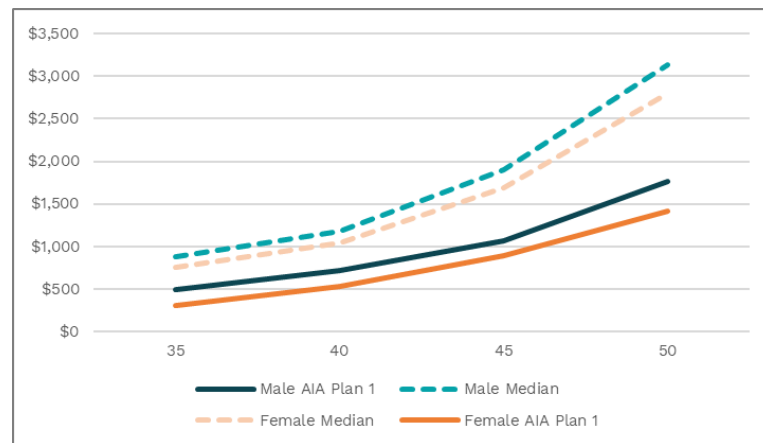


Costs Comparison Life Cover \$1m + TPD Cover \$1m – AIA Plan 1

The following table and graph compare one of AIA's larger employer plan's (AIA Plan 1) premiums for \$1m Life Cover + \$1m TPD Cover for white collar professionals, both male and female against industry peer median* using SuperRating's data, across 4 different age groups (35, 40, 45 & 50).

The AIA Plan 1 premiums are competitive at all age levels for both male and females for \$1m Life Cover + \$1m TPD cover at white collar professional rates. AIA premiums are lower cost than the peer median at all age groups for both male and female members.

	Male				Female			
Age	35	40	45	50	35	40	45	50
AIA Plan 1	\$498	\$716	\$1,069	\$1,758	\$307	\$527	\$886	\$1,418
Median	\$881	\$1,180	\$1,900	\$3,135	\$750	\$1,045	\$1,690	\$2,800
High	\$3,086	\$3,086	\$4,830	\$8,940	\$3,086	\$3,086	\$4,830	\$8,940
Low	\$231	\$440	\$655	\$1,144	\$231	\$440	\$655	\$1,144

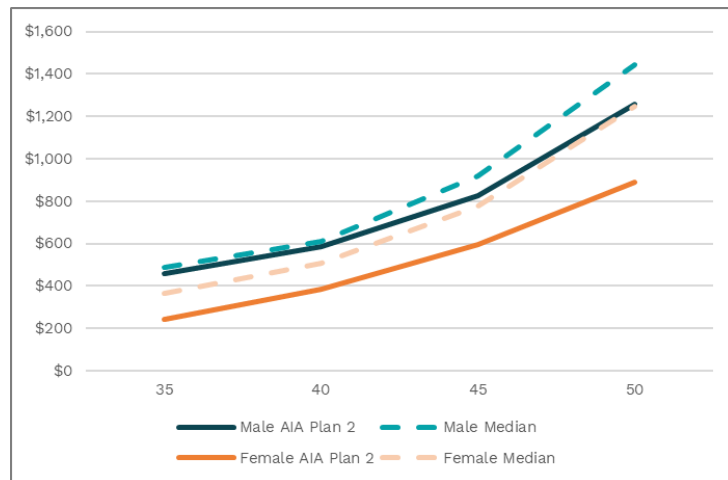


Costs Comparison \$1M Life Cover standalone – AIA Plan 2

The following table and graph compare one of AIA's larger employer plan's (AIA Plan 2) insurance premiums for \$1m Life Cover standalone for white collar professionals, both male and female against industry peer median* using SuperRating's data across 4 different age groups (35, 40, 45 & 50).

The AIA Plan 2 premiums are competitive at all age levels for female members for \$1M Life Cover standalone at white collar professional rates. AIA's premiums are in line with or lower cost than the peer median at all age groups for female members. AIA largest plan's premiums are less competitive at all age levels for male members for \$1M Life Cover standalone at white collar professional rates. AIA premiums are lower cost than the peer median at all age groups for both male and female members.

	Male				Female			
Age	35	40	45	50	35	40	45	50
AIA Plan 2	\$458	\$585	\$824	\$1,259	\$241	\$383	\$597	\$892
Median	\$490	\$610	\$920	\$1,442	\$366	\$506	\$777	\$1,248
High	\$1,378	\$1,378	\$1,810	\$3,467	\$1,378	\$1,378	\$1,730	\$2,730
Low	\$208	\$310	\$470	\$780	\$170	\$280	\$405	\$621

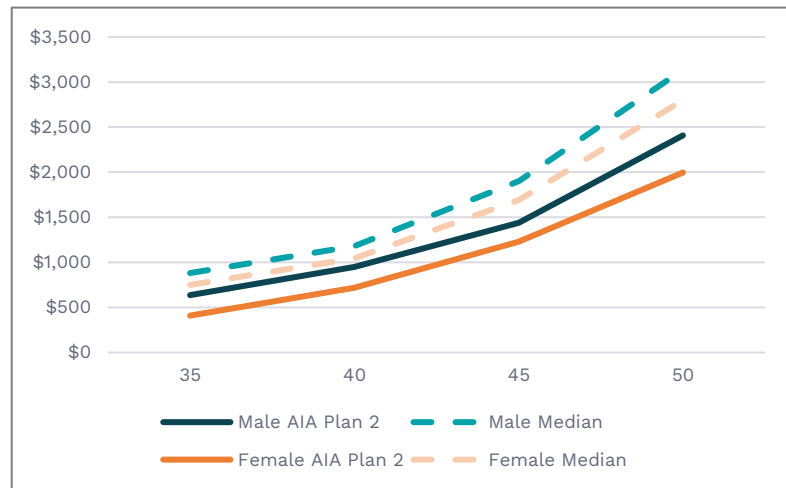


Costs Comparison Life Cover \$1m + TPD Cover \$1m – AIA Plan 2

The following table and graph compare one of AIA's larger employer plan's (AIA Plan 2) insurance premiums for \$1m Life Cover + \$1m TPD Cover for white collar professionals, both male and female against industry peer median* using SuperRating's data, across 4 different age groups (35, 40, 45 & 50).

The AIA Plan 2 premiums are competitive at most age levels for female members for \$1m Life Cover + \$1m TPD cover at white collar professional rates. AIA's premiums are lower cost than the peer median at most age groups for female members. AIA largest Plan's premiums are less competitive at most age levels for male members for \$1m Life Cover + \$1m TPD cover at white collar professional rates. AIA premiums are higher cost than the peer median across all age groups for both male and female members.

	Male				Female			
Age	35	40	45	50	35	40	45	50
AIA Plan 2	\$637	\$949	\$1,437	\$2,407	\$410	\$719	\$1,230	\$1,995
Median	\$881	\$1,180	\$1,900	\$3,135	\$750	\$1,045	\$1,690	\$2,800
High	\$3,086	\$3,086	\$4,830	\$8,940	\$3,086	\$3,086	\$4,830	\$8,940
Low	\$231	\$440	\$655	\$1,144	\$231	\$440	\$655	\$1,144




Insurance Claims

AIA received 29 claims in total and approved 27 claims in FY23. The Trustee has determined that based on the strong claims approval, the financial interest of beneficiaries is being met with regards to claims services for the AIA Group Risk Super Plan.

AIA	Accepted	Declined	Acceptance Ratio
Death	10	1	91%
TPD	14	1	93%
Terminal illness	3	0	100.0%
Income Protection	0	0	NA
Total	27	2	93.1%

The logo icon consists of three horizontal bars of varying lengths, stacked vertically, in a gold color.

diversa



Disclaimer

- The material included in this presentation (Material) is produced by Diversa. It is designed and intended to provide general information in summary form on legal topics, current at the time of publication, for general informational purposes only. The Material may not apply to all jurisdictions.
- The Material does not constitute legal advice, are not intended to be a substitute for legal advice and should not be relied upon as such.
- You should seek legal advice or other professional advice in relation to any particular matters you or your organisation may have.
- No claim or representation is made or warranty given, express or implied, in relation to any of the Material. You use the Material are entirely at your own risk.
- The Material remains the intellectual property of Diversa and its related bodies corporate and must not be copied, shared, or reproduced without express prior authorisation.

Limitation of Liability

- Where conditions and warranties implied by law cannot be excluded, Diversa limits its liability where it is entitled to do so. Otherwise, Diversa is not liable for any loss or damage (including consequential loss or damage) to any person, however caused, which may arise directly or indirectly from the Material or the use of such Material.
- Diversa is not responsible for ensuring that any of the Material is accurate, current, suitable or complete although Diversa uses every reasonable endeavour to maintain the accuracy information available, however, some or all of the information may, from time to time, be amended, or become superseded or otherwise inaccurate.

No client-solicitor relationship created

- The transmission or receipt of any Material is not intended to create, nor should such transmission or receipt be taken as creating, a client-solicitor relationship between Diversa and the recipient.